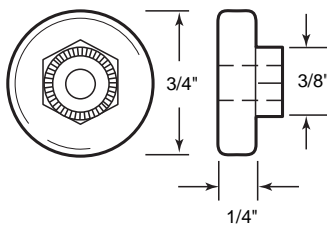
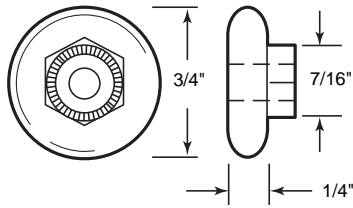
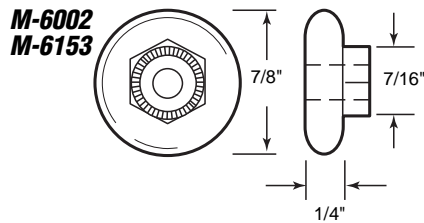


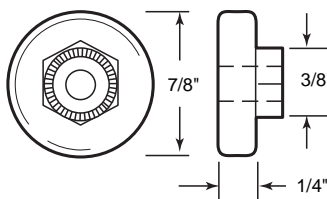
M-6000
M-6151



M-6001
M-6152

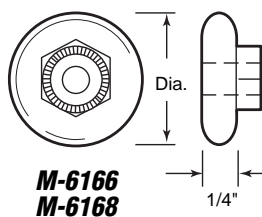
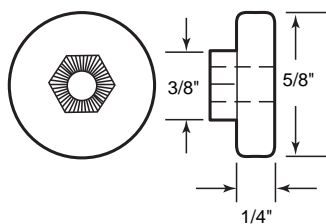


M-6002
M-6153

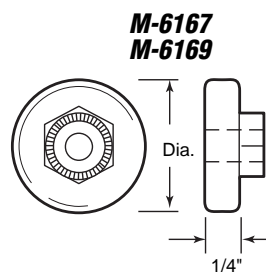


M-6003
M-6154

M-6065



M-6166
M-6168



M-6167
M-6169

M-6000 (2 per card)
M-6151 (4 per card)

Roller (Oval edge)

Contents: Rollers with no. 8-32 x 3/8" Phillips binder head machine screws.

Description: Nylon ball bearing roller with threaded hex hub.

M-6001 (2 per card)
M-6152 (4 per card)

Roller (Flat edge)

Contents: Rollers with no. 8-32 x 3/8" Phillips binder head machine screws.

Description: Nylon ball bearing roller with threaded hex hub.

M-6002 (2 per card)
M-6153 (4 per card)

Roller (Oval edge)

Contents: Rollers with no. 8-32 x 3/8" Phillips binder head machine screws.

Description: Nylon ball bearing roller with threaded hex hub.

M-6003 (2 per card)
M-6154 (4 per card)

Roller (Flat edge)

Contents: Rollers with no. 8-32 x 3/8" Phillips binder head machine screws.

Description: Nylon ball bearing roller with threaded hex hub.

M-6065

Roller (Flat edge)

Contents: 2 rollers; 2 no. 8-32 x 3/8" Phillips binder head machine screws.

Description: Nylon ball bearing roller with threaded hex hub.

M-6166 (3/4" oval edge)
M-6167 (3/4" flat)
M-6168 (7/8" oval edge)
M-6169 (7/8" flat)

Roller

Contents: 2 rollers.

Description: Solid brass inner race with stainless steel ball bearings; threaded hex hub.

Shower Door Hardware

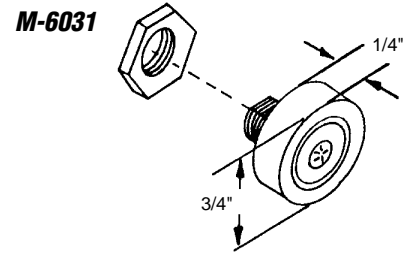
M-6031

Roller (Flat edge)

Contents: 2 rollers; 2 hex nuts.

Description: Nylon ball bearing roller; 5/16" threaded stud; used on sliding shower doors.

You may also wish to stock these related parts: **M-6013**.



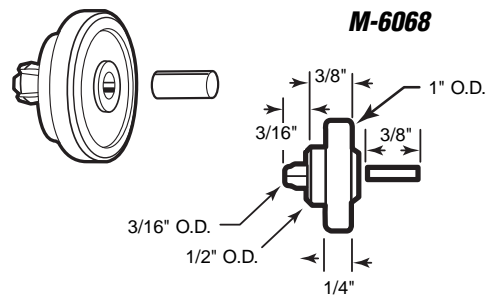
M-6068 (Nylon)

Roller (Flat edge)

Contents: 2 rollers; 2 drive pins.

Description: Drive-in pin secures expandable axle to pre-drilled hole in door.

You may also wish to stock these related parts: **M-6067**.

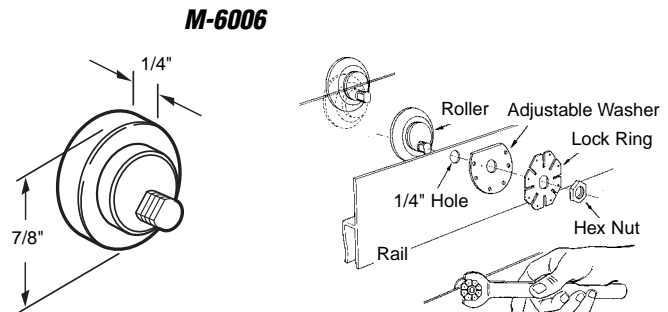


M-6006

Roller (Flat edge)

Contents: 2 rollers; 2 washers; 2 lock rings; 2 ea. 1/4"-32 hex nuts.

Description: Nylon roller; 8 position, top hung adjustable assembly (adjustments may be made after panel is installed); fits on *American Shower Door*.



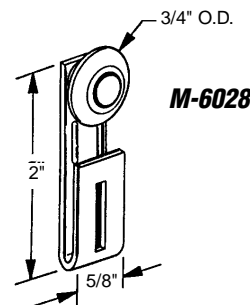
M-6028

Roller Assembly

Contents: 2 roller assemblies; 2 no. 10-32 x 3/4" Phillips pan head machine screws; 2 no. 10-32 square nuts.

Description: Nylon ball bearing oval edge roller; aluminum bracket; top hung; adjustable (adjustment can be made without removing panel); fits on *International* doors.

You may also wish to stock these related parts: **M-6067**.



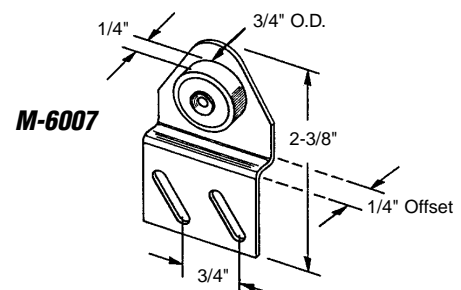
M-6007

Roller Assembly

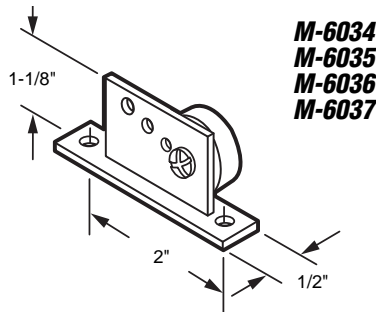
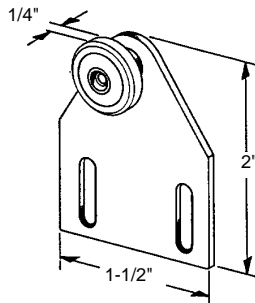
Contents: 2 roller assemblies; 2 sets of installation screws.

Description: Flat edge nylon ball bearing roller; top hung; adjustable offset bracket.

You may also wish to stock these related parts: **M-6001**, **M-6029**.

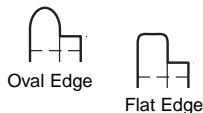
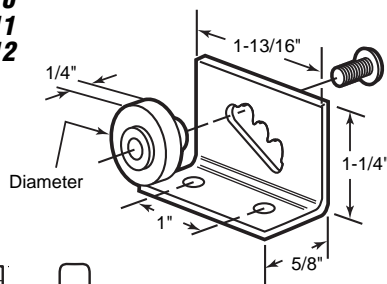


M-6008
M-6032
M-6009



M-6034
M-6035
M-6036
M-6037

M-6010
M-6011
M-6012



M-6008 (3/4" flat edge ball bearing roller)
M-6032 (3/4" oval edge ball bearing roller)
M-6009 (7/8" flat edge roller)

Roller Assembly

Contents: 2 roller assemblies; 2 sets of installation screws.

Description: Nylon roller; stamped aluminum bracket; top hung; adjustable.

You may also wish to stock these related parts: **M-6029, M-6001.**

M-6034 (3/4" oval edge roller)
M-6035 (3/4" flat edge roller)
M-6036 (7/8" oval edge roller)
M-6037 (7/8" flat edge roller)

Door Roller Bracket

Contents: 2 roller assemblies; 2 sets of installation screws.

Description: Nylon ball bearing roller; aluminum bracket; top hung; adjustable; used by several shower door and tub enclosure manufacturers.

You may also wish to stock these related parts: **M-6000, M-6001, M-6002, M-6003.**

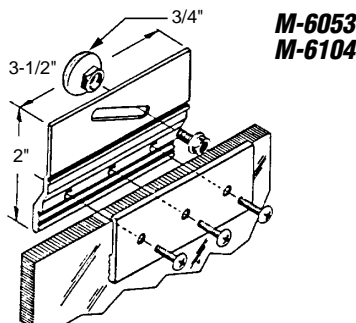
M-6010 (3/4" oval edge roller)
M-6011 (3/4" flat edge roller)
M-6012 (7/8" oval edge roller)

Roller Assembly

Contents: 2 roller assemblies; 2 sets of installation screws.

Description: Stamped steel bracket; nylon ball bearing roller; top hung; adjustable.

You may also wish to stock these related parts: **M-6000, M-6001, M-6002.**



M-6053 (Chrome finish)
M-6104 (Brite brass finish)

Roller Assembly

Contents: 2 roller assemblies; 2 sets of installation screws.

Description: Extruded aluminum bracket with glazing vinyl; 3/4" diameter oval edge nylon ball bearing roller; accepts up to 1/4" thick panels; used on frameless shower doors.

You may also wish to stock these related parts: **M-6000, M-6097, M-6099.**

M-6054 (Chrome finish)

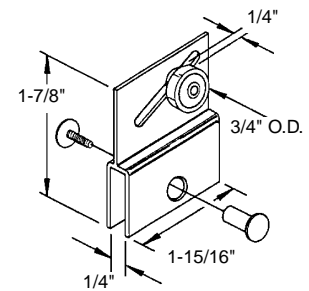
Roller Assembly

Contents: 2 roller assemblies; 2 sets of installation screws.

Description: Extruded aluminum bracket; 3/4" diameter, flat edge, nylon ball bearing roller; thru-glass 1/4" binder post; used on frameless shower doors.

You may also wish to stock these related parts: **M-6001**.

M-6054



M-6145

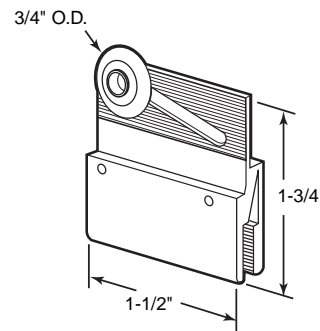
Roller Assembly

Contents: 2 rollers assemblies.

Description: Extruded aluminum brackets 3/4" diameter, oval edge, nylon ball bearing roller; used on frameless shower doors.

You may also wish to stock these related part: **M-6000**.

M-6145



M-6143

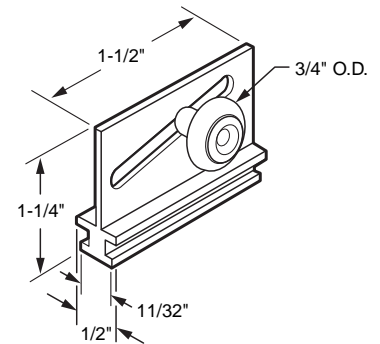
Roller Assembly

Contents: 1 roller assembly.

Description: Extruded aluminum bracket; 3/4" diameter, oval edge, nylon ball bearing roller; top hung; adjustable; fits on *Workright Products*.

You may also wish to stock these related parts: **M-6000**, **M-6144**.

M-6143



M-6055

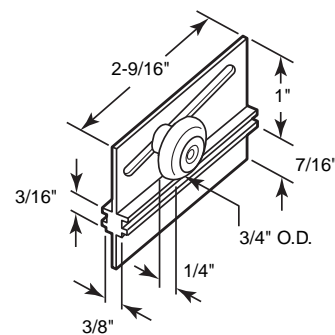
Roller Assembly

Contents: 2 rollers assemblies.

Description: Extruded aluminum bracket; oval edge nylon ball bearing roller; top hung; adjustable; fits on *Premiere*.

You may also wish to stock these related parts: **M-6000**.

M-6055



M-6013

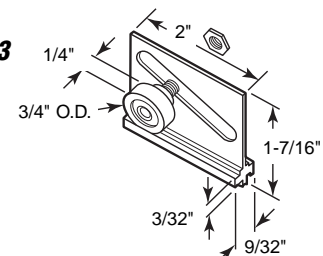
Roller Assembly

Contents: 2 roller assemblies.

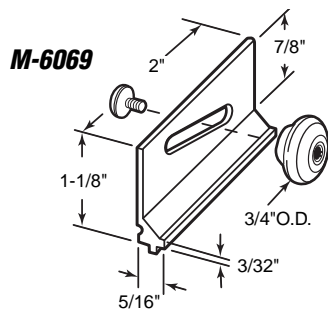
Description: Extruded aluminum bracket; flat edge nylon ball bearing roller; top hung; adjustable; fits on *Ador/Hilite*.

You may wish to stock these related parts: **M-6001**.

M-6013



Call for
Availability



M-6069

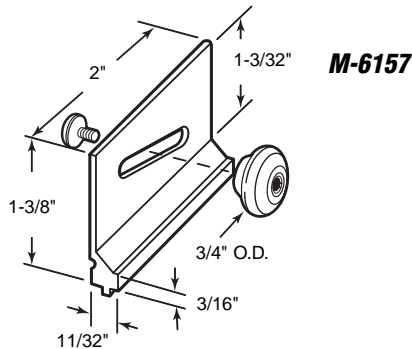
M-6069

Roller Assembly

Contents: 2 roller assemblies.

Description: Extruded aluminum bracket; oval edge nylon ball bearing roller; top hung; adjustable; fits on *Bath Co Shower Door*.

You may also wish to stock these related parts: **M-6000, M-6088, M-6091, M-6157.**



M-6157

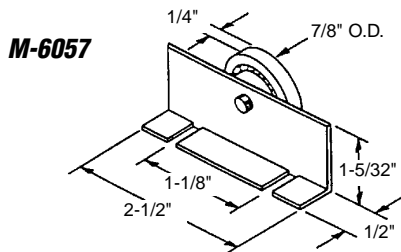
M-6157

Roller Assembly

Contents: 2 roller assemblies.

Description: Extruded aluminum bracket; oval edge nylon ball bearing roller; top hung; adjustable; fits on *Bath Co Shower Door*.

You may also wish to stock these related parts: **M-6000, M-6088, M-6091, M-6157.**



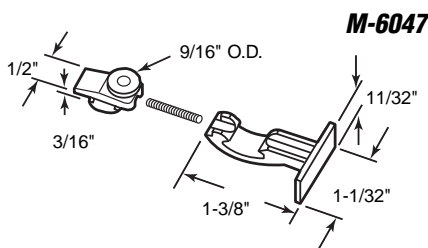
M-6057

M-6057

Roller And Bracket

Contents: 2 roller and bracket assemblies; 1 set of installation screws.

Description: Stamped aluminum bracket; 7/8" flat edge nylon ball bearing roller; top mounting; 1-1/8" hole centers.



M-6047

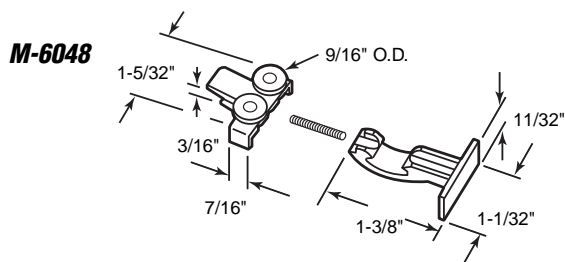
M-6047

Guide Roller Assembly

Contents: 2 roller assemblies.

Description: Nylon guide bracket; spring loaded; used top and bottom on leading-edge of sliding **sectional doors**.

You may wish to stock these related parts: **M-6048, M-6049, M-6050, M-6051.**



M-6048

M-6048

Guide Roller Assembly

Contents: 2 roller assemblies.

Description: Nylon guide bracket; spring loaded; used top and bottom on mid-panels of sliding **sectional doors**.

You may wish to stock these related parts: **M-6049, M-6050, M-6051.**

Shower Door Hardware

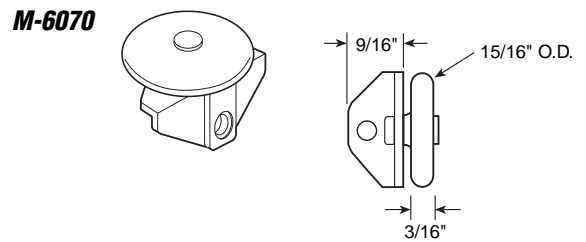
M-6070

Guide Roller Assembly

Contents: 2 roller assemblies.

Description: Nylon assembly serves as both door roller and guide; fits on *Tubmaster* folding doors.

You may wish to stock these related parts: **M-6071**.



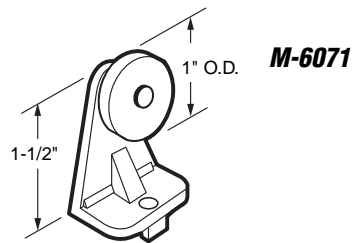
M-6071

Guide Roller Assembly

Contents: 2 roller assemblies.

Description: Nylon assembly serves as a top hung door roller; fits on *Tubmaster* bi-passing doors.

You may wish to stock these related parts: **M-6070**



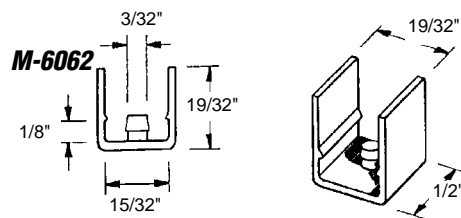
M-6062

Bottom Guide

Contents: 2 guides.

Description: Nylon guide for sliding tub enclosure doors; fits directly onto door frame bottom; normal installation is 2 per door; snap-in design.

Call for Availability

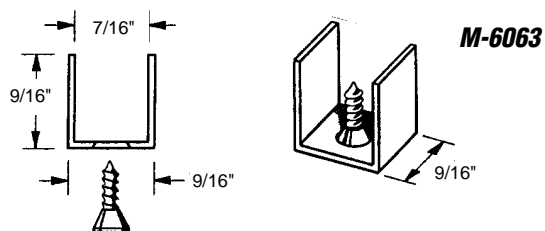


M-6063

Bottom Guide

Contents: 2 guides; 2 installation screws.

Description: Nylon guide for sliding tub enclosure doors; fits directly onto door frame bottom; normal installation is 2 per door.



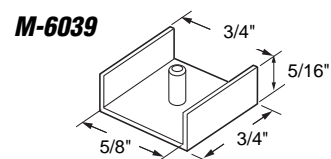
M-6039

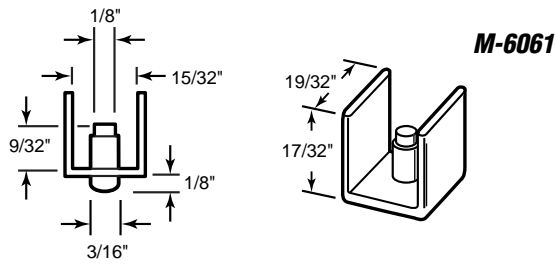
Bottom Guide

Contents: 2 guides.

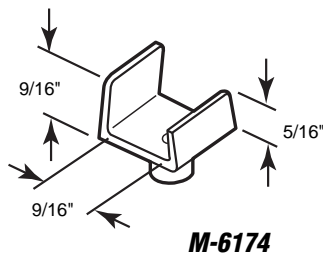
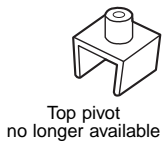
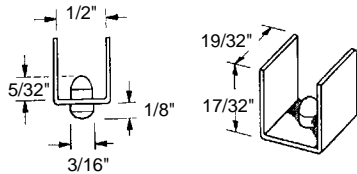
Description: Nylon guide for sliding tub enclosure doors; fits 1/2" thick frame.

You may also wish to stock these related parts: **M-6026**.

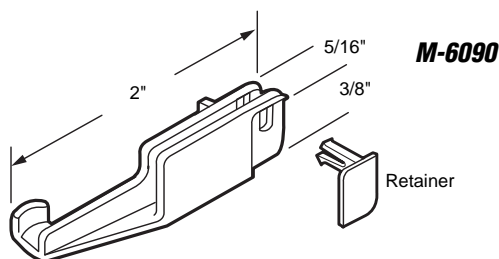
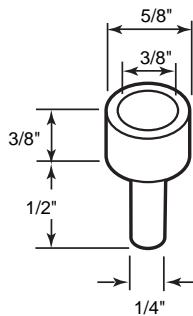




M-6060



M-6056



M-6061

Bottom Guide

Contents: 2 guides.

Description: Nylon guide for sliding tub enclosure doors; fits directly onto door frame bottom; normal installation is 2 per door; snap-in design.

M-6060

Bottom Guide

Contents: 2 guides.

Description: Nylon guide for sliding tub enclosure doors; fits directly onto door frame bottom; normal installation is 2 per door; snap-in design.

M-6174

Bottom Pivot

Contents: 1 bottom pivot.

Description: Nylon pivot, used on swinging shower doors; fits 9/16" thick frame.

You may wish to stock these related parts: **M-6014**, **M-6029**.

M-6056

Pivot

Contents: 2 pivots.

Description: Nylon top and bottom pivot for swinging shower doors; fits a 1/4" hole.

You may wish to stock these related parts: **M-6038**.

Call for
Availability

M-6090

Bottom Guide

Contents: 2 guides; 2 retainers.

Description: Nylon bottom guide and retainer for shower doors; fits on *Kinkead* and *Sterling*.

Shower Door Hardware

M-6016 (Chrome finish)

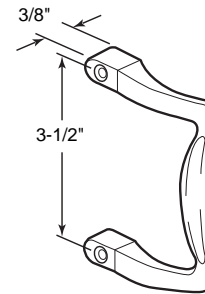
M-6017 (Brass finish)

Pull Handle (Inside)

Contents: 1 handle; 1 set of installation screws.

Description: Plated diecast handles for sliding or swinging, shower and tub enclosure doors.

M-6016
M-6017



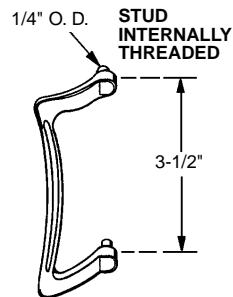
M-6018 (Chrome finish)

M-6019 (Brass finish)

Pull Handle (Outside)

Contents: 1 handle; 1 set of installation screws.

Description: Plated diecast handles for sliding or swinging, shower and tub enclosure doors.



M-6018
M-6019

M-6029 (Chrome finish)

M-6030 (Brass finish)

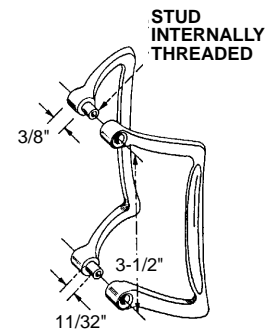
M-6042 (Antique brass finish)

Handle Set

Contents: 1 handle set with installation screws.

Description: Plated diecast handle set for hinged shower doors and sliding tub enclosure doors.

M-6029
M-6030
M-6042



M-6158 (Chrome plated)

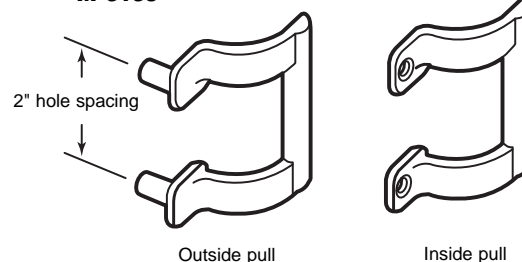
M-6159 (Brass plated)

Handle Set

Contents: 1 handle set with installation screws.

Description: Plated diecast handles; outside handle with threaded studs and inside handle with holes; supplied with stainless steel machine screws.

M-6158
M-6159



M-6051

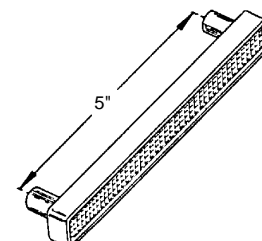
Pull Handle

Contents: 1 handle.

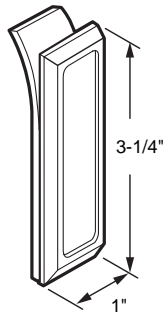
Description: White vinyl handle is used on both sliding and swinging shower doors; 5" hole centers.

You may also wish to stock these related parts: **M-6047**, **M-6048**, **M-6049**, **M-6050**.

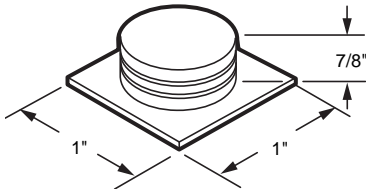
M-6051



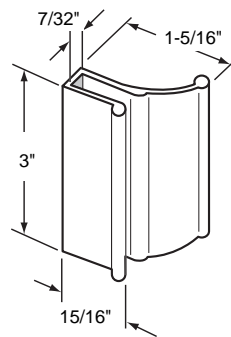
M-6102



M-6150



M-6142



M-6102

Pull

Contents: 2 door pulls.

Description: Clear acrylic; self adhesive; commonly used on sliding medicine cabinet or mirrored doors.

You may also wish to stock these related parts: **M-6150**.

M-6150

Pull

Contents: 1 pull.

Description: Clear acrylic pull; self adhesive; used on cabinet, shower and tub enclosure sliding doors.

You may also wish to stock these related parts: **M-6102**.

M-6142 (Chrome finish)

Pull Handle

Contents: 1 handle.

Description: Extruded aluminum; accepts a 3/16" glass panel; use with a clear silicone sealant; used by several tub enclosure manufacturers.

M-6099 (Chrome finish)

Finger Pull

Contents: 1 inside pull; 1 outside pull; 1 spacer ring; 1 installation screw.

Description: Diecast knobs with vinyl grips; requires a 3/8" hole in glass.

You may wish to stock these related parts: **M-6097, M-6098**.

M-6014 (Nylon tip - stainless steel housing)

M-6015 (Stainless steel tip - stainless steel housing)

M-6033 (Nylon tip - brass finish housing)

Shower Door Catch

Contents: 1 latch assembly; 2 no. 8x3/8" Phillips binder head sheet metal screws.

Description: Spring loaded latch; adjustable; for hinged shower doors.

M-6064

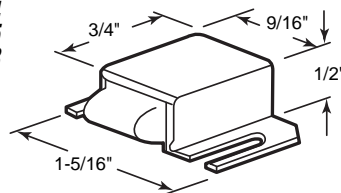
Catch

Contents: 1 catch; 1 set of installation screws.

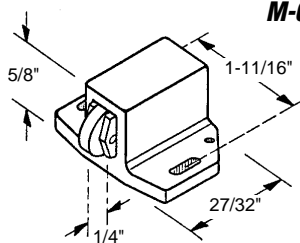
Description: All nylon catch has spring loaded strike roller; heavy duty construction; universal application.

You may also wish to stock these related parts: **M-6023, M-6051**.

**M-6014
M-6015
M-6033**



M-6064



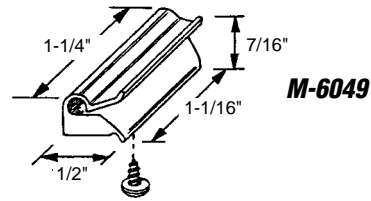
M-6049

Friction Catch

Contents: 1 catch; 1 installation screw.

Description: White nylon catch; friction operated.

You may also wish to stock these related parts: **M-6047**, **M-6048**, **M-6050**, **M-6051**.



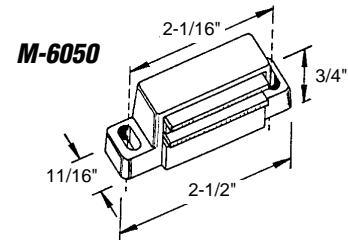
M-6050

Magnetic Catch

Contents: 1 catch; 1 set of installation screws.

Description: White plastic housing; dual magnetic inserts; holds swinging shower doors closed; **heavy duty** construction.

You may also wish to stock these related parts: **M-6051**.



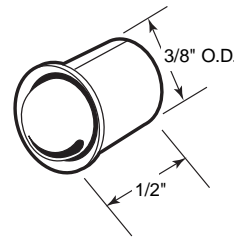
M-6072

Bullet Catch

Contents: 2 catches.

Description: Nickel plated steel; spring loaded bullet style catch.

You may also wish to stock these related parts: **M-6022**, **M-6029**.



M-6121

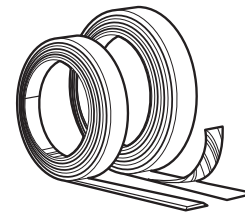
Magnetic Retainer Strip

Contents: 1 set (6' strip)

Description: Opposite-attracting, **self-adhesive** magnetic strips install along edge of shower door to hold it closed; eliminates the need for a catch; will not corrode; can be cut to desired size.

You may also wish to stock these related parts: **M-6051**.

M-6121



M-6022 (36" per card)


M-6083 (100' per roll)

Sweep

Contents: Sweep.

Description: 1-1/2" flat gray vinyl; for use on hinged shower doors.

You may also wish to stock these related parts: **M-6024**, **M-6029**.



M-6022
M-6083

M-6023 (36" per card)

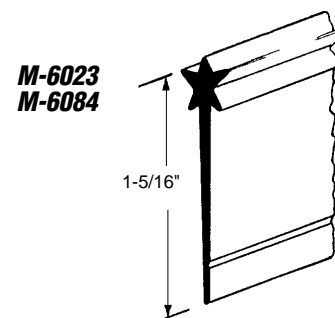
M-6084 (100' per roll)

Sweep

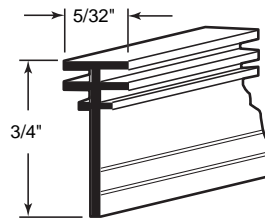
Contents: Sweep.

Description: "Star tip" gray vinyl; for use on hinged shower doors.

You may also wish to stock these related parts: **M-6014**, **M-6029**.



M-6040



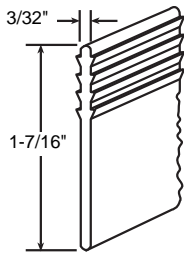
M-6040

Sweep

Contents: 1 - 36" sweep.

Description: Gray vinyl sweep, for use on hinged shower doors.

You may wish to stock these related parts: **M-6038**.



M-6092

M-6092

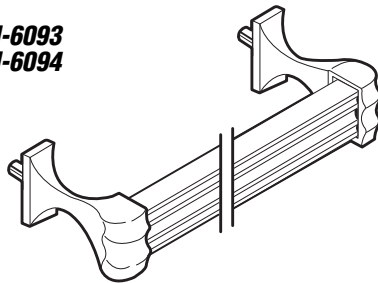
Sweep

Contents: 1 - 36" sweep.

Description: Heavy gauge gray vinyl sweep, for use on hinged shower doors.

You may wish to stock these related parts: **M-6134**.

M-6093
M-6094



M-6093 (Chrome finish)

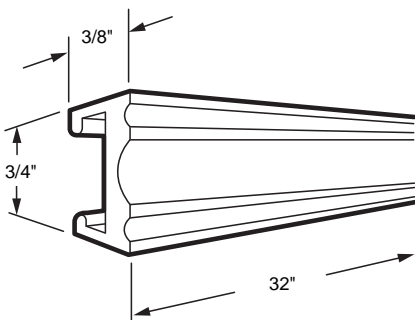
M-6094 (Brass finish)

Towel Bar Assembly

Contents: 1 - 32" towel bar; 1 set of brackets; 1 set of installation screws.

Description: 3/8" x 3/4" extruded aluminum bar; diecast bracket; universal design; used on both shower and tub enclosure doors.

You may wish to stock these related parts: **M-6014**, **M-6027**.



M-6073
M-6074
M-6122
M-6123

M-6073 (Chrome finish)

M-6074 (Brass finish)

M-6122 (Satin anodized)

M-6123 (Satin brass finish)

Towel Bar

Contents: 1 - 32" towel bar.

Description: 3/8" x 3/4" extruded aluminum bar; traditional design.

You may wish to stock these related parts: **M-6020**, **M-6021**, **M-6078**, **M-6079**.

Shower Door Hardware

- M-6020** (Chrome finish)
- M-6021** (Brass finish)
- M-6043** (Antique brass finish)

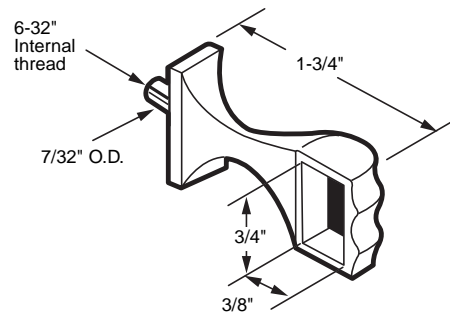
Towel Bar Bracket

Contents: 2 brackets; 2 installation screws.

Description: Plated diecast bracket with stud; accepts a 3/8" x 3/4" towel bar; used on both shower and tub enclosure doors.

You may wish to stock these related parts: **M-6073**, **M-6074**, **M-6122**, **M-6123**.

- M-6020**
- M-6021**
- M-6043**



- M-6078** (Chrome finish)
- M-6079** (Brass finish)
- M-6129** (Bronze finish)

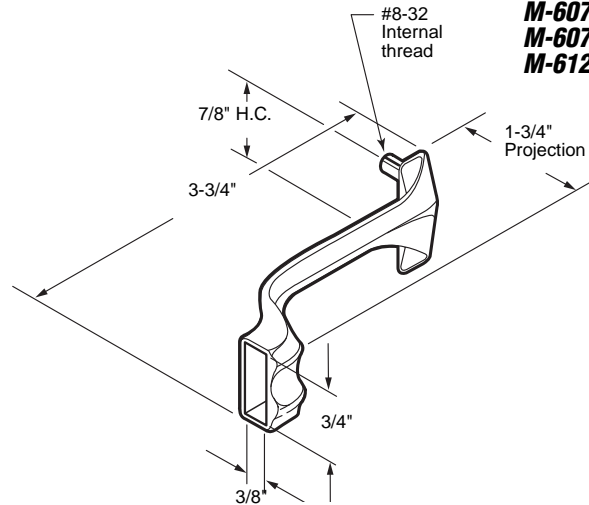
Towel Bar Bracket

Contents: 2 brackets with installation screws.

Description: Plated diecast construction; bracket accepts a 3/8" x 3/4" towel bar; offset bracket allows door to open back against adjoining wall.

You may wish to stock these related parts: **M-6073**, **M-6074**, **M-6122**, **M-6123**.

- M-6078**
- M-6079**
- M-6129**



- M-6098** (Chrome finish)

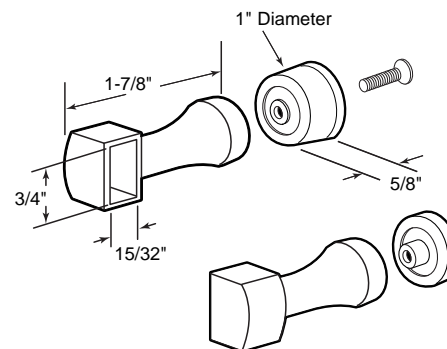
Towel Bar Bracket and Finger Pull

Contents: 2 towel bar brackets; 1 finger pull; 2 spacer rings; 1 screw shield; 1 set of installation screws.

Description: Plated diecast construction; brackets require 3/8" holes for installation and accepts a 7/16" x 11/16" towel bar.

You may wish to stock these related parts: **M-6099**.

- M-6098**



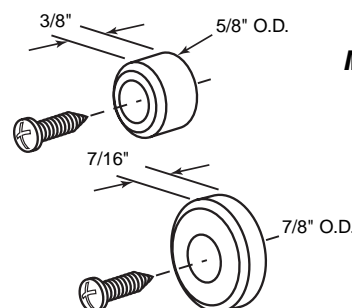
- M-6026**

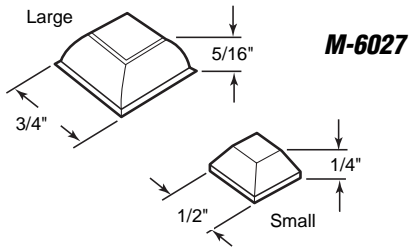
Bumper Assortment

Contents: 4 bumpers (2 large, 2 small); 4 installation screws.

Description: White rubber, anti-slam protective bumpers for sliding shower doors.

- M-6026**



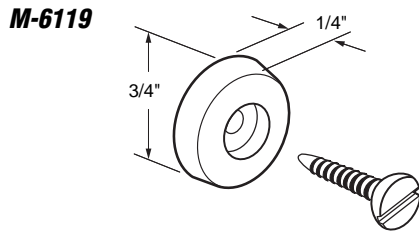


M-6027

Bumper Assortment

Contents: 4 bumpers (2 large, 2 small).

Description: Anti-slam protective stops; off-white; resilient polyurethane; pressure sensitive adhesive backing; no screws necessary.



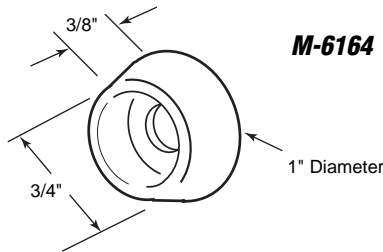
M-6119

Bumper

Contents: 4 bumpers; 4 installation screws.

Description: Clear vinyl bumpers; for shower and tub enclosure doors; used by several shower door manufacturers.

You may wish to stock these related parts: **M-6014**.

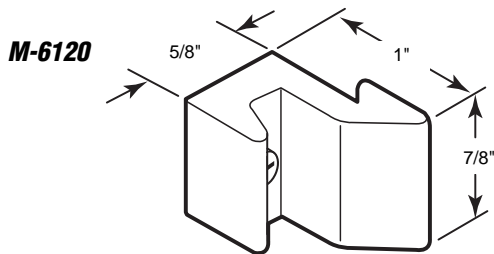


M-6164

Door Bumper

Contents: 4 bumpers; 4 installation screws.

Description: Clear polyurethane bumper; for shower and tub enclosure doors; used by several shower door manufacturers.

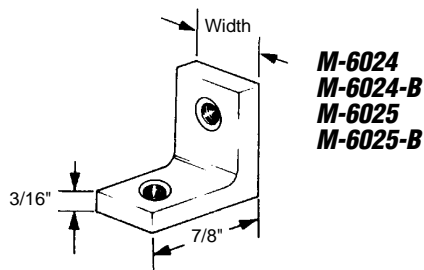


M-6120

Bumper Guide

Contents: 2 guides; 2 installation fasteners.

Description: Black neoprene bumper-guide; jamb mount; for shower and tub enclosure doors; fits on **Agalite** shower doors.



M-6024 (5/16" wide)

M-6024-B (5/16" wide - 100 poly-bagged)

M-6025 (7/16" wide)

M-6025-B (7/16" wide - 100 poly-bagged)

Corner Bracket

Contents: Corners; no. 8-32 x 3/8" Phillips flat head machine screws.

Description: Extruded aluminum corner; pre-drilled and tapped; no. 8-32 thread; used to attach frames together on sliding and hinged shower doors.

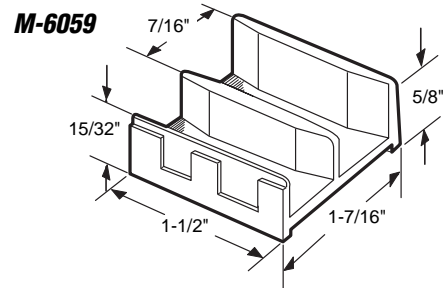
M-6059

Bottom Guide

Contents: 2 guides.

Description: Nylon bottom guide for sliding tub enclosure doors; fits 7/16" thick door rails; used by several shower door manufacturers.

You may also wish to stock these related parts: **M-6058**.



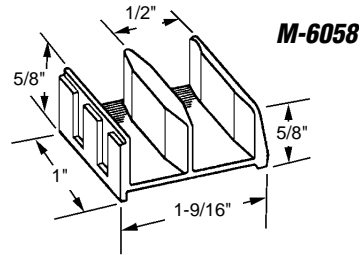
M-6058

Bottom Guide

Contents: 2 guides.

Description: Nylon bottom guide for sliding tub enclosure doors; fits 7/16" thick door rails; used by several shower door manufacturers.

You may also wish to stock these related parts: **M-6059**.



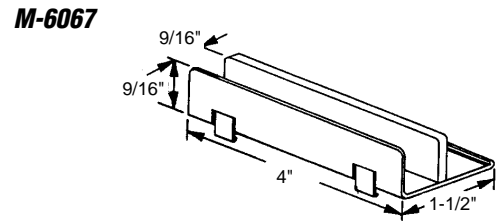
M-6067

Bottom Guide

Contents: 1 guide.

Description: Nylon bottom guide for sliding tub enclosure doors; fits 1/2" thick door rails; snap-in tabs hold guide to track; fits on *International*.

You may also wish to stock these related parts: **M-6028**.



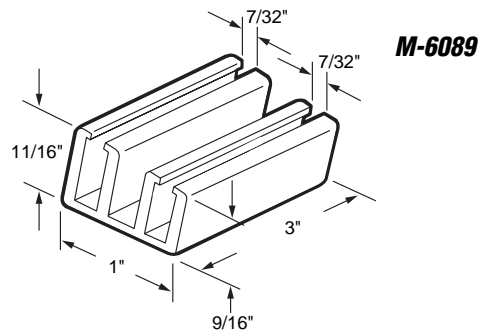
M-6089

Bottom Guide

Contents: 2 guides.

Description: Clear nylon sill guide for frameless shower doors; designed for 3/16" thick glass; use on either flat or sloped sills.

You may wish to stock these related parts: **M-6058**, **M-6059**, **M-6088**.



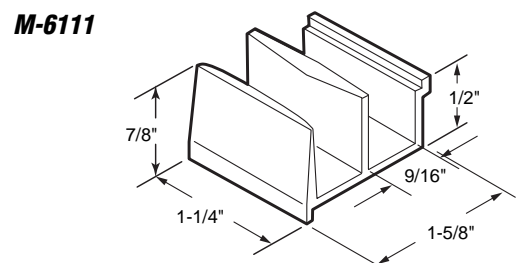
M-6111

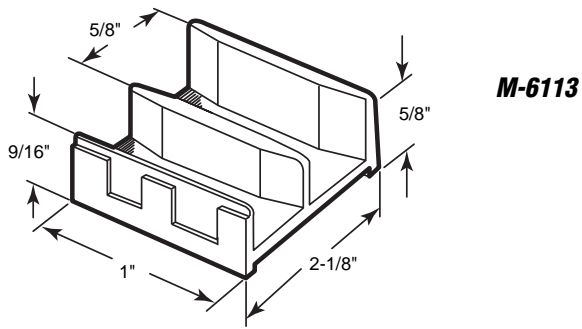
Bottom Guide

Contents: 1 guide.

Description: Clear acrylic bottom guide for sliding tub enclosure doors; fits on *Sterling*.

You may wish to stock these related parts: **M-6112**.





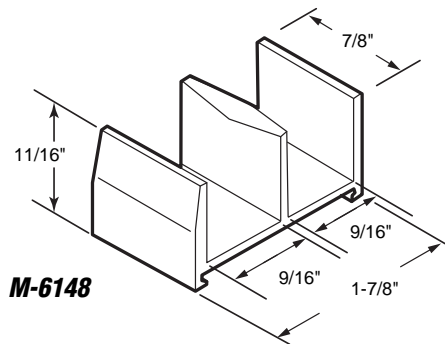
M-6113

Bottom Guide

Contents: 2 guides.

Description: Nylon bottom guide for sliding tub enclosure doors; fits 1/2" thick door rails; used by several shower door manufacturers.

You may wish to stock these related parts: **M-6058**.

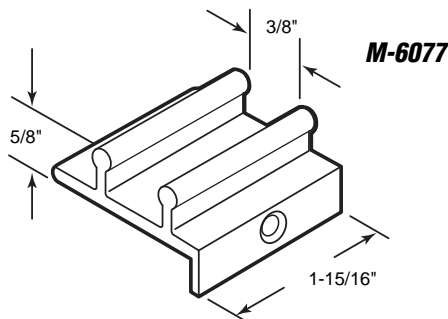


M-6148

Bottom Guide

Contents: 2 guides.

Description: Nylon guide for sliding tub enclosure doors; fits on *Miller Door*.

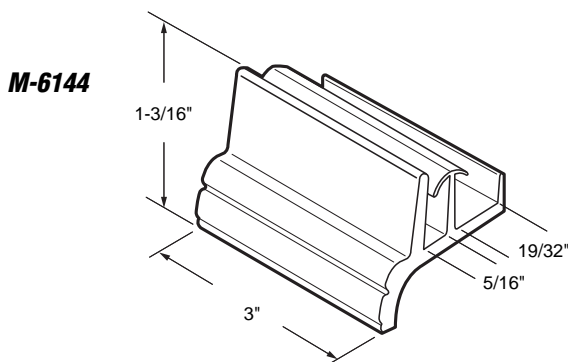


M-6077

Bottom Guide

Contents: 1 guide with installation screw.

Description: Black rigid nylon guide; secures to frame for proper by-pass door alignment.



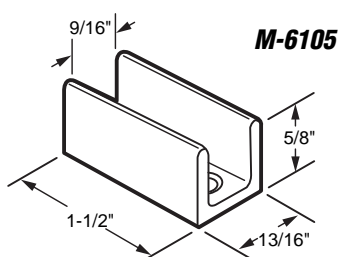
M-6144

Bottom Guide

Contents: 1 guide.

Description: Gray vinyl guide for sliding tub enclosure doors; flexible center divider allows smooth, rattle-free door movement, fits on *Workright Products*.

You may wish to stock these related parts: **M-6143**.



M-6105

Bottom Guide

Contents: 2 guides.

Description: Clear acrylic; bottom guide for frameless shower doors, fits on *Academy Mig*.

You may wish to stock these related parts: **M-6095; M-6096; M-6106, M-6107, M-6108**.

M-6106

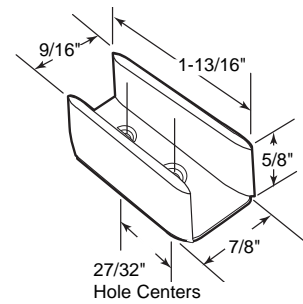
Bottom Guide

Contents: 2 guides.

Description: Clear acrylic; bottom guide for frameless shower doors, fits on *Academy Mfg.*

You may wish to stock these related parts: **M-6095, M-6096, M-6105, M-6108.**

M-6106



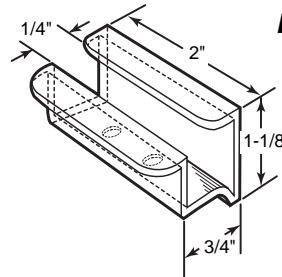
M-6107

Bottom Guide

Contents: 2 guides.

Description: Clear acrylic guide for frameless shower doors; fits on *Academy Mfg.*

You may wish to stock these related parts: **M-6095, M-6096, M-6105, M-6106, M-6108.**



M-6107

M-6088

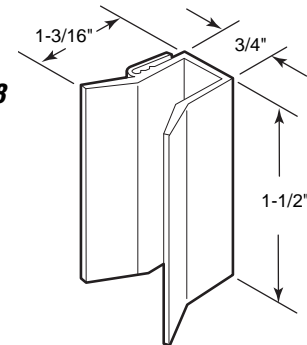
Jamb Guide

Contents: 2 guides.

Description: Nylon; jamb mounted sliding door guide, fits on *Bath Co Shower Doors.*

You may wish to stock these related parts: **M-6091.**

M-6088



M-6091

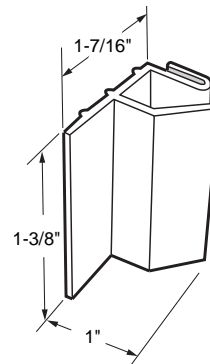
Jamb Guide

Contents: 2 guides.

Description: Nylon, jamb-mounted, sliding door guide; fits on *Bath Co. Shower Door.*

You may wish to stock these related parts: **M-6088.**

M-6091



M-6095

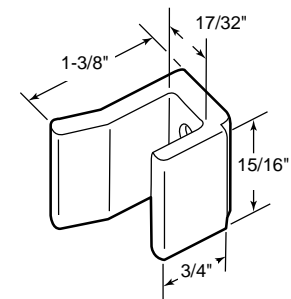
Jamb Guide

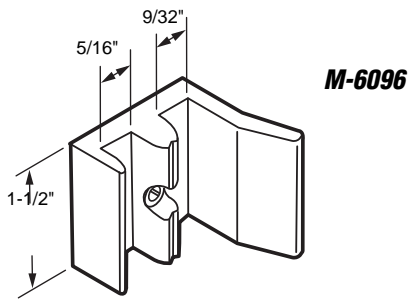
Contents: 2 guides.

Description: Natural nylon; jamb-mounted sliding door guide; fits on *Academy Mfg.*

You may wish to stock these related parts: **M-6090, M-6106.**

M-6095





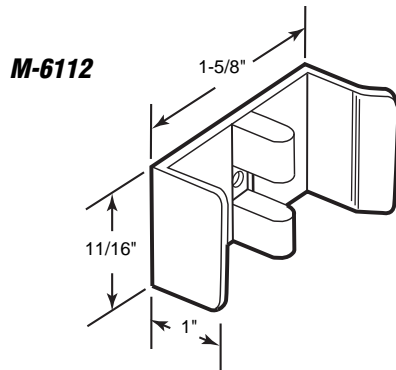
M-6096

Jamb Guide

Contents: 2 guides.

Description: Clear acrylic door guides; jamb-mounted; fits on *Academy Mfg.*

You may wish to stock these related parts: **M-6095, M-6106.**



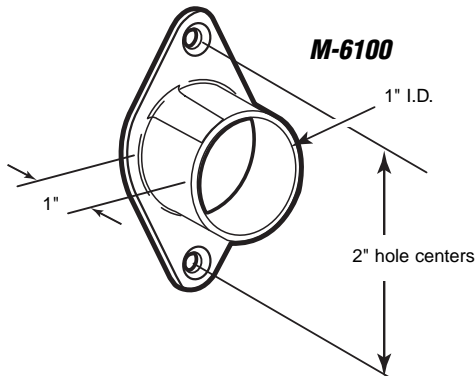
M-6112

Jamb Guide

Contents: 1 guide.

Description: White nylon; jamb-mounted; fits on *Sterling Door.*

You may wish to stock these related parts: **M-6111.**



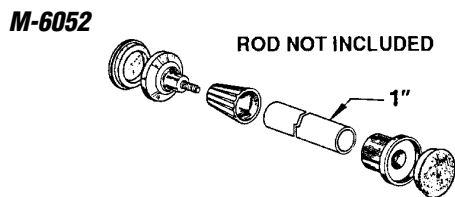
M-6100 (Chrome finish)

Curtain Rod Brackets

Contents: 2 brackets.

Description: Diecast bracket; will accept a 1" shower rod.

You may wish to stock these related parts: **M-6052, M-6075, M-6076, M-6082, M-6141.**

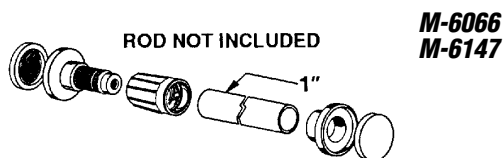


M-6052 (Chrome finish)

Curtain Rod End Brackets

Contents: 1 adjustable bracket; 1 fixed bracket; 2 rubber end caps.

Description: Diecast brackets; accept a 1" curtain rod; no tools necessary; simply twist to apply pressure between walls.



M-6066 (Chrome finish)

M-6147 (Brass finish)

Curtain Rod End Brackets

Contents: 1 adjustable bracket; 1 fixed bracket; 2 rubber end caps.

Description: Electro-plated plastic brackets; accept a 1" curtain rod; no tools necessary; simply twist to apply pressure between walls.

Shower Door Hardware

- M-6075** (5' aluminum)
- M-6082** (6' aluminum)
- M-6076** (5' stainless steel)
- M-6140** (6' stainless steel)
- M-6146** (5' brass finished aluminum)

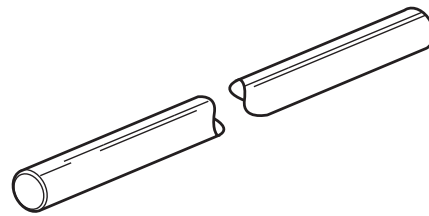
Shower Curtain Rod

Contents: 1 curtain rod.

Description: 1" metal rod; use with **M-6052**, **M-6066** or **M-6147** adjustable brackets, or **M-6100** fixed bracket.

You may wish to stock these related parts: **M-6052**, **M-6066**, **M-6100**, **M-6147**.

Minimum order: 5



M-6075
M-6082
M-6076
M-6140
M-6146

M-6101

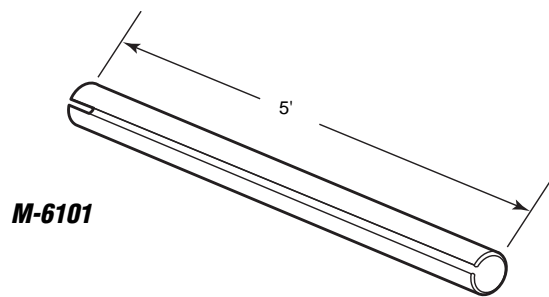
Rod Cover

Contents: 1 rod cover.

Description: White plastic; designed to slip over 1" shower rod; protects metal rods against corrosion; adds to contemporary styling.

You may also wish to stock these related parts: **M-6155**, **M-6156**.

Minimum order: 12



M-6101

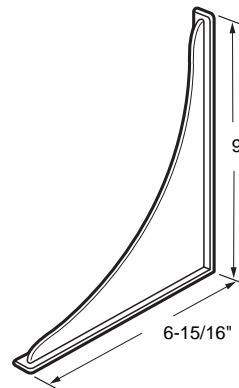
- M-6085** (Porcelain white)
- M-6114** (Ivory)

Splash Guard (Straight)

Contents: 2 guards in poly bag.

Description: Plastic guard; non-handed flat design; self-adhesive.

You may wish to stock these related parts: **M-6052**, **M-6066**, **M-6100**.



M-6085
M-6114

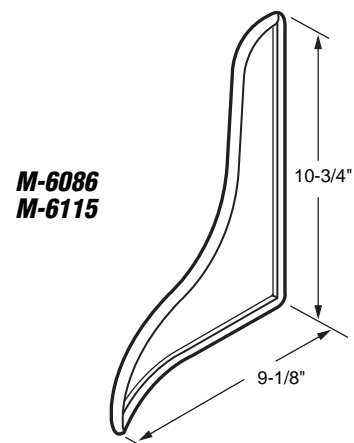
- M-6086** (Porcelain white)
- M-6115** (Ivory)

Splash Guard (Curved)

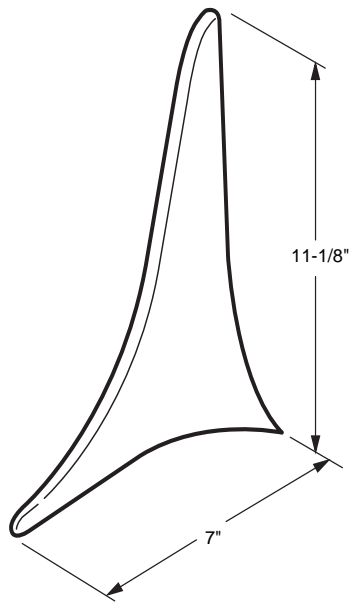
Contents: 1 pair in poly bag.

Description: Plastic guard; curved edge design; 1 left hand and 1 right hand per pair. A mildew resistant adhesive tub caulk or mastic is recommended for installation.

You may wish to stock these related parts: **M-6052**, **M-6066**, **M-6100**.



M-6086
M-6115



M-6087
M-6116

M-6087 (Porcelain white)

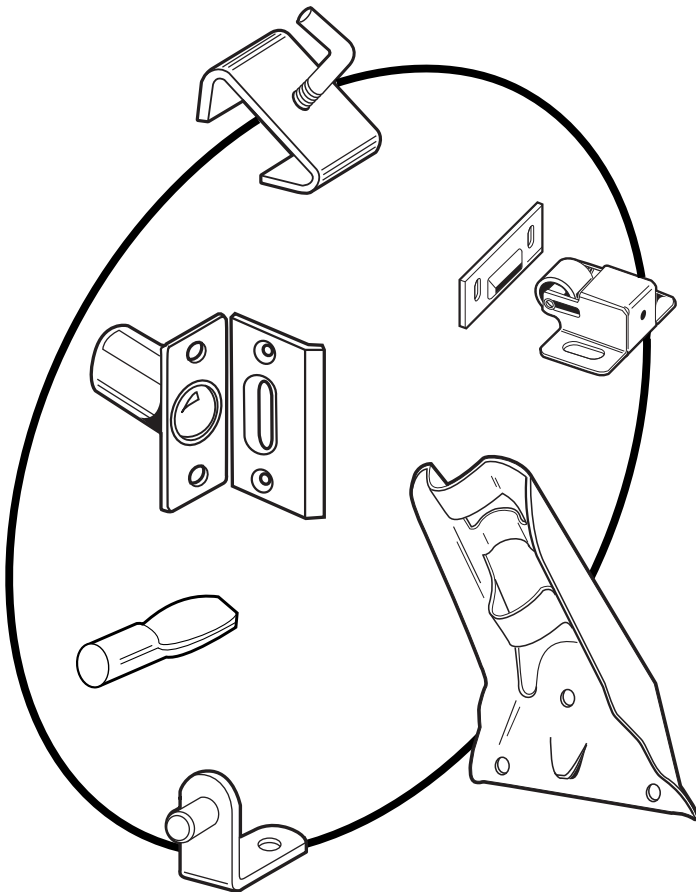
M-6116 (Ivory)

Splash Guard (Molded style)

Contents: 1 pair in poly bag.

Description: Plastic guard; deluxe molded design; 1 left hand and 1 right hand per pair. A mildew resistant adhesive tub caulk or mastic is recommended for installation.

You may wish to stock these related parts: **M-6052**, **M-6066**, **M-6100**.



Hard-to-find miscellaneous hardware items are available in our Builder's Hardware section.