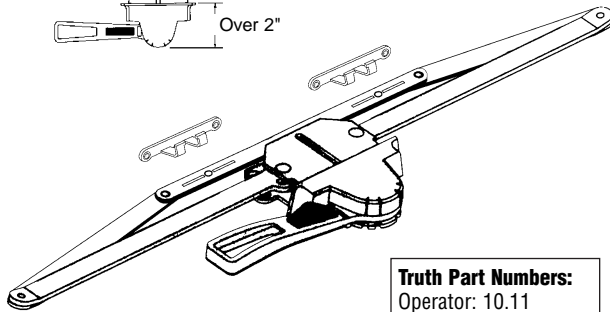
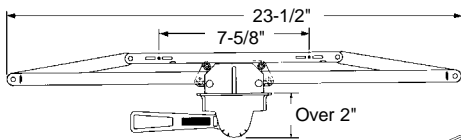


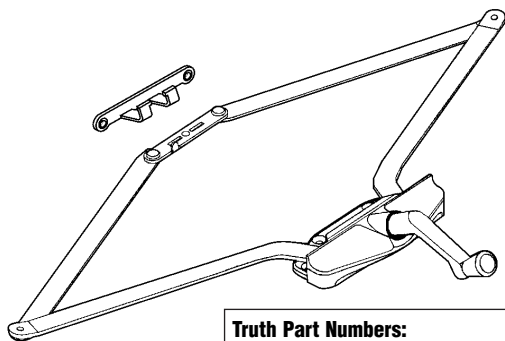
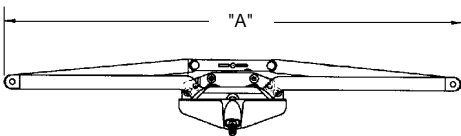
Truth Part Numbers:
Operator: 10.10
Hook: 20008

Regular handing: When viewed from the inside, a regular handle will be pointed to the left when window is in the closed position.



Truth Part Numbers:
Operator: 10.11
Hook: 20008

Regular handing: When viewed from the inside, a regular handle will be pointed to the left when window is in the closed position.



Truth Part Numbers:
Operator: 11.10 (21-1/2"); 11.12 (16-1/8")
Handle: 10579
Hook: 20008

Single Pull Lever Operator

Contents: 1 operator; 1 hook and 1 set of installation screws.

Dimension "Y"	Finish	Part No.
Under 2"	Bronze	TH-23070
Over 2"	Bronze	TH-23069
Under 2"	Gold	TH-23072
Over 2"	Gold	TH-23071

Description: High pressure diecast zinc case and lever handle has baked enamel finish; steel base plate, sash hook and lever arms; steel components are protected with the **corrosive resistant E-Gard™** coating process; used on **awning windows** by many manufacturers; holds window open in any of five positions; features a simple release clip for quick sash detachment.

- Use with EP-23065, EP-23066, EP-23067 or EP-23068 awning window hinges.

TH-23097 (Bronze)

Dual Pull Lever Operator

Contents: 1 operator; 2 hooks; 1 set of installation screws.

Description: High pressure diecast zinc case and lever handle has baked enamel finish; steel base plate, sash hook and lever arms; steel components are protected with the **corrosive resistant E-Gard™** coating process; used on **awning windows** by many manufacturers; holds window open in any of five positions; features a simple release clip for quick sash detachment; this model is particularly effective, and offers improved stability, on wide sash windows when in the open position.

- Use with EP-23065, EP-23066, EP-23067 or EP-23068 awning window hinges.

Roto Gear Operator

Contents: 1 operator; 1 hook and 1 set of installation screws.

Dimension "A"	Finish	Part No.
16-1/8"	Bronze	TH-23011
16-1/8"	Coppertone	TH-23012
16-1/8"	White	TH-23013
21-1/2"	Bronze	TH-23008
21-1/2"	Coppertone	TH-23009
21-1/2"	Gold	TH-23073
21-1/2"	White	TH-23010

Description: High pressure diecast zinc case and crank handle has baked enamel finish; hardened steel worm drive and gear arms; a simple detach feature disengages the operator from the sash for quick window removal.

Truth Hardware (Casement & Awning Window)

TH-23076 (Left hand)
TH-23077 (Right hand)

"Entrygard" Dual Arm Operator (Mechanism only)

Contents: 1 operator; 1 stud bracket; 1 set of installation screws.

Description: High pressure **diecast zinc** operator base; **steel** arms and stud bracket; **hardened steel** worm drive and gears; all raw metal parts are protected with the **corrosive resistant E-Gard™** coating process; patented dual arm action pushes the sash open while pulling the hinge side of sash to the open position; offers almost effortless operation.

- Use **EP-22397** for replacement track.

TH-23078 (Left hand)
TH-23079 (Right hand)

"Entrygard" Dyad Operator (Mechanism only)

Contents: 1 operator; 1 stud bracket; 1 set of installation screws.

Description: High pressure **diecast zinc** operator base; **steel** arms and stud bracket; **hardened steel** worm drive and gears; all raw metal parts are protected with the **corrosive resistant E-Gard™** coating process; designed for narrow style windows (minimum of 11" between the stops); offers excellent low torque operation.

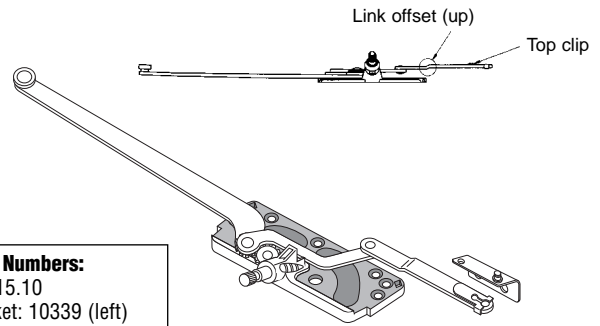
Single Arm Operator (Surface mount)

Contents: 1 operator; 1 handle and 1 set of installation screws.

Arm	Handing	Finish	Part No.
9-1/2"	Left	Bronze	TH-23020
		Coppertone	TH-23021
		White	TH-23022
		Gold	TH-23061
9-1/2"	Right	Bronze	TH-23023
		Coppertone	TH-23024
		White	TH-23025
		Gold	TH-23062
13-1/2"	Left	Bronze	TH-23026
		Coppertone	TH-23027
		White	TH-23028
		Gold	TH-23063
13-1/2"	Right	Bronze	TH-23029
		Coppertone	TH-23030
		White	TH-23031
		Gold	TH-23064



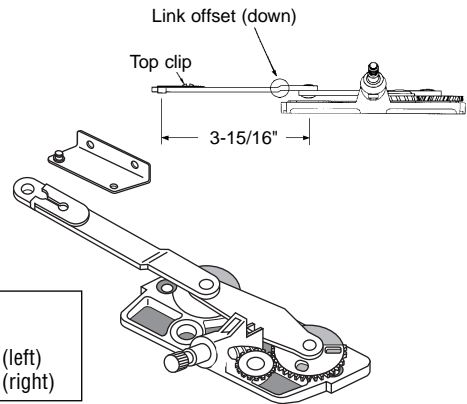
Description: High pressure **diecast zinc** case, handle and knob in baked enamel finishes; **hardened steel** arm, drive worm and gear are protected with corrosion resistant finish; **nylon** roller assures smooth operation; operator provides a full 90° window opening and disconnects easily from the sash.



Truth Part Numbers:
 Operator: 15.10
 Stud Bracket: 10339 (left)
 Stud Bracket: 10340 (right)

Specify right or left hand

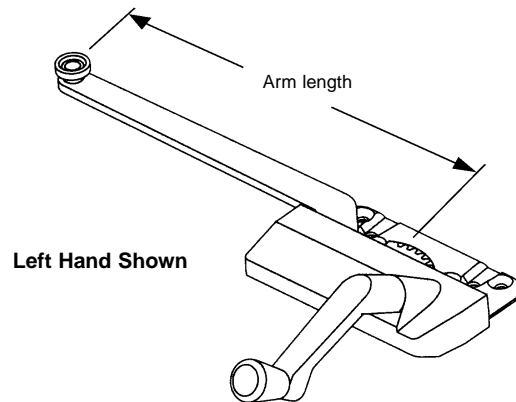
(Determined by the side hinge is on, when viewed from the **outside**).



Truth Part Numbers:
 Operator: 15.11
 Stud Bracket: 10415 (left)
 Stud Bracket: 10416 (right)

Specify right or left hand

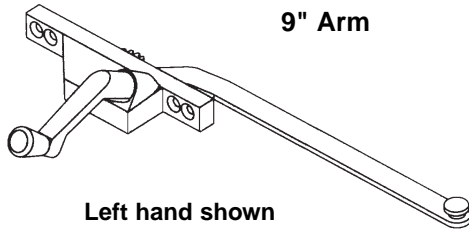
(Determined by the side hinge is on, when viewed from the **outside**).



Truth Part Numbers:
 Operator: 15.31 (9-1/2"); 15.32 (13-1/2")
 Handle: 10579

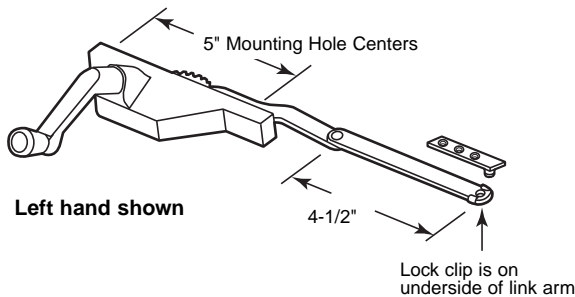
Specify right or left hand

(Determined by the side hinge is on, when viewed from the **outside**).



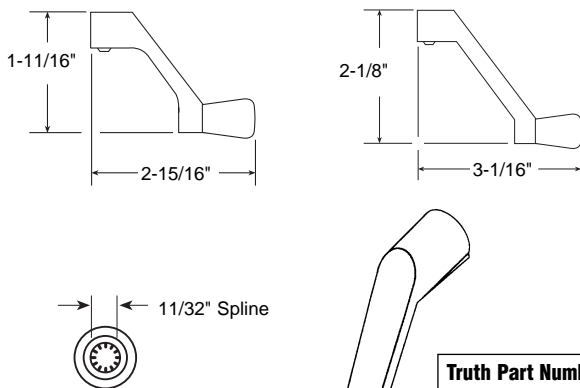
Truth Part Numbers:
Operator: 23.10
Handle: 10579

Specify right or left hand
(Determined by the side hinge is on, when viewed from the *inside*).



Truth Part Numbers:
Operator: 23.46
Stud Bracket: 10558
Handle: 10579

Specify right or left hand
(Determined by the side hinge is on, when viewed from the *inside*).



Truth Part Numbers:
Handle: 10579 (3-1/16")
Handle: 10024 (2-15/16")

Single Arm Operator (Face mount)

Contents: 1 operator; 1 handle and 1 set of installation screws.

Finish	Handing	Part No.
Bronze	Left	TH-23014
Coppertone	Left	TH-23015
White	Left	TH-23016
Bronze	Right	TH-23017
Coppertone	Right	TH-23018
White	Right	TH-23019

Description: High pressure **diecast zinc** case, crank handle and knob in baked enamel finishes; **hardened steel** worm gear and gear arm are protected with corrosive resistant finish; **stainless steel** arm roller and rivet; operator provides arm movement for 90° window opening.

Dyad Operator (Face mount)

Contents: 1 operator; 1 handle and 1 set of installation screws.

Finish	Handing	Part No.
Bronze	Left	TH-23089
White	Left	TH-23091
Bronze	Right	TH-23090
White	Right	TH-23092

Description: High pressure **diecast zinc** case, crank handle and knob in baked enamel finishes; **hardened steel** arms, worm and gear are protected with corrosive resistant finish; excellent for casement or single vent awning windows; detachable clip linkage allows for easy removal from sash; used extensively on vinyl windows; **machine screws thread thru window frame and into back of operator case.**

Operator Crank Handle

Contents: 1 handle.

Handle Size	Finish	Part No.
3-1/16"	Bronze	TH-21996
	Coppertone	TH-21998
	White	TH-22007
	Gold	TH-21999
2-15/16"	Bright Brass	TH-21896

Description: **Diecast zinc** and **solid brass** handle and knob; diecast handles are in **baked enamel finishes**; fits 11/32" *Truth* spindles only.

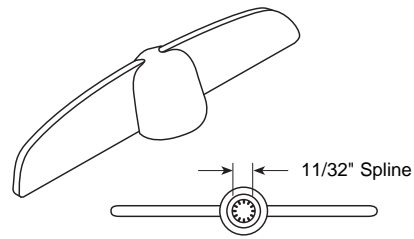
Truth Hardware (Handles & Covers)

- TH-22134 (Bronze)
- TH-22135 (Coppertone)
- TH-22136 (Gold)
- TH-22137 (Bright brass)
- TH-22142 (White)

Tee-Crank Handles

Contents: 1 handle.

Description: Diecast zinc handle and knob in **baked enamel** and **plated finishes**; ideal for low profile applications with mini-blinds and vertical blinds; **new snap-on design** does not require a set screw; fits **11/32" Truth spindles only**.



Truth Part Numbers:
Handle: 11573

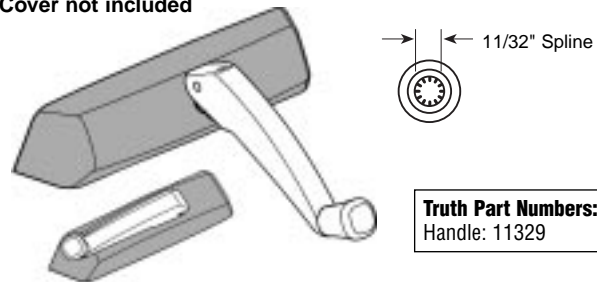
- TH-22243 (Bronze)
- TH-22245 (Coppertone)
- TH-22247 (Bright brass)
- TH-22253 (White)

Folding Handle

Contents: 1 handle.

Description: Diecast zinc handle and knob in **baked enamel** and **plated finishes**; this unique handle offers an **exceptionally low profile** when folded, yet the crank handle styling requires far less torque, to operate window, than traditional low-profile handles.

Cover not included



Truth Part Numbers:
Handle: 11329

Folded position

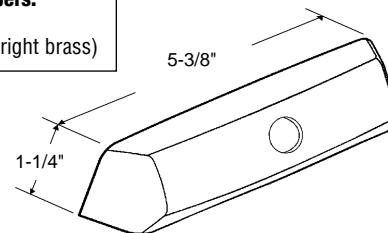
- TH-22232 (Bronze)
- TH-22233 (Coppertone)
- TH-22235 (Bright brass)
- TH-22240 (White)

"Entrygard" Operator Cover (Metal)

Contents: 1 cover.

Description: Diecast zinc cover is **baked enamel** or **plated finishes**; contemporary styling; designed to snap-on to the worm housing of **Truth "Entrygard"** operators.

Truth Part Numbers:
Cover: 10341
Cover: 10536 (Bright brass)

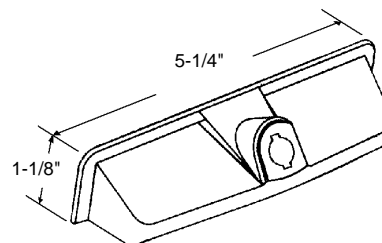


- TH-21928 (Bronze)
- TH-21931 (Coppertone)
- TH-21932 (Gold)
- TH-21986 (Bright brass)
- TH-21937 (White)

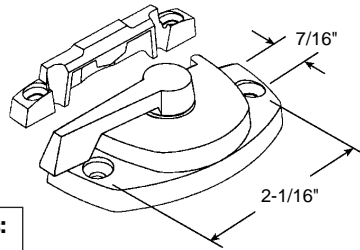
"Entrygard" Operator Cover (Plastic)

Contents: 1 cover.

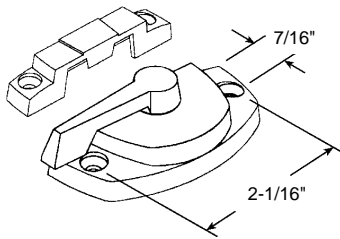
Description: **High impact plastic** snap-on cover offers traditional styling and easy replacement.



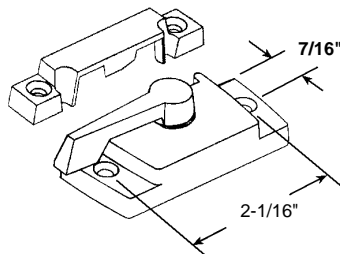
Truth Part Numbers:
Cover: 11328



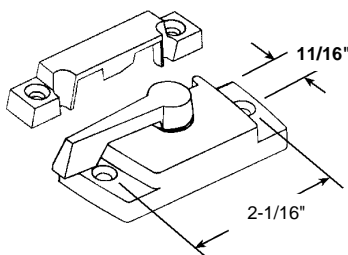
Truth Part Numbers:
Lock: 17.19
Keeper: 45131



Truth Part Numbers:
Lock: 17.23
Keeper: 40367



Truth Part Numbers:
Lock: 17.32
Keeper: 40967



Truth Part Numbers:
Lock: 17.35
Keeper: 40967

TH-23080 (Bronze)

TH-23081 (White)

"Entrygard II" Cam Lock (With lugs)

Contents: 1 lock; 1 keeper; 1 set of installation screws.

Description: High pressure, corrosive resistant diecast zinc; baked enamel finish; alignment lugs serve to prevent shifting of rails during locking, also enhances window seal.

TH-23082 (Bronze)

TH-23083 (White)

"Entrygard II" Cam Lock (Without lugs)

Contents: 1 lock; 1 keeper; 1 set of installation screws.

Description: High pressure, corrosive resistant diecast zinc; baked enamel finish; concealed locking mechanism reduces air infiltration by pulling meeting rails tightly together.

TH-23084 (Bronze)

TH-23085 (White)

"Trimline" Cam Lock (With lugs)

Contents: 1 lock; 1 keeper; 1 set of installation screws.

Description: High pressure, corrosive resistant diecast zinc; baked enamel finish; concealed locking mechanism pulls rails together helping to reduce air infiltration; alignment lugs prevent side shift of the sash; slim-line design for narrow rail application; lower profile allows maximum sash opening.

TH-23086 (Bronze)

TH-23087 (White)

"Trimline" Cam Lock (With lugs)

Contents: 1 lock; 1 keeper; 1 set of installation screws.

Description: High pressure, corrosive resistant diecast zinc; baked enamel finish; concealed locking mechanism pulls rails together helping to reduce air infiltration; alignment lugs prevent side shift of the sash; slim-line design for narrow rail application; lower profile allows maximum sash opening.

Truth Hardware (Sash & Casement Locks)

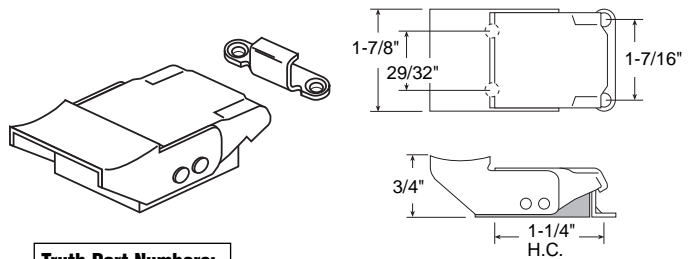
TH-23074 (Bronze)

TH-23075 (Gold)

Toggle Lock

Contents: 1 lock; 1 keeper; 1 set of installation screws.

Description: Baked enamel steel lock and keeper; cam toggle mechanism pulls meeting rails together; spring latch, in open position, retracts mechanism.



Truth Part Numbers:
Lock: 17.13
Keeper: 20057

TH-23053 (Bronze)

TH-23054 (Coppertone)

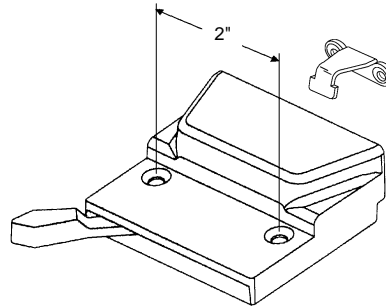
TH-23055 (Bright brass)

TH-23056 (White)

Low Profile Sash Lock (Non-handed)

Contents: 1 lock; 1 keeper; 1 set of installation screws.

Description: Painted and plated high pressure diecast zinc case and handle; painted steel backplate, keeper and locking cam; low profile design requires only a 5/8" stop thickness.



Truth Part Numbers:
Lock: 16.18
Keeper: 31344

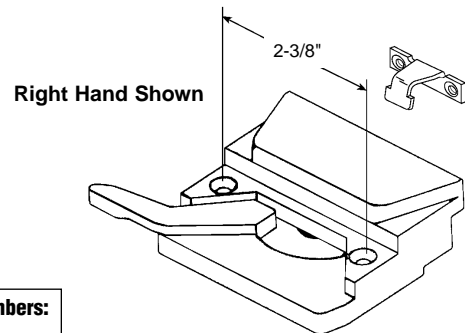
"Entrygard" Sash Lock

Contents: 1 lock; 1 keeper; 1 set of installation screws.

Finish	Handing	Part No.
Bronze		TH-23044
Coppertone	Left	TH-23045
Bright Brass		TH-23046
White		TH-23047

Bronze	Right	TH-23048
Coppertone		TH-23049
Bright Brass		TH-23050
White		TH-23051

Description: Painted and plated high pressure diecast zinc case and handle; painted steel backplate, keeper and locking cam; heavy duty for large casement windows; securely holds sash against weather stripping to help prevent water and air leakage.



Truth Part Numbers:
Lock: 16.27
Keeper: 30827

Specify right or left hand

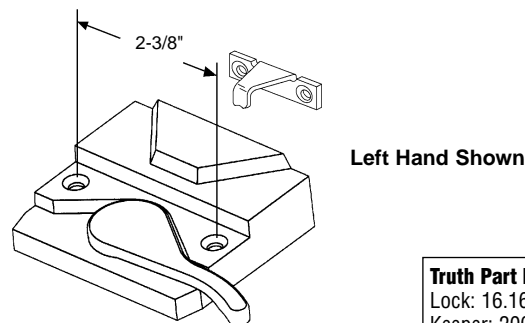
(Determined by the side hinge is on, when viewed from the **outside**).

Sash Lock

Contents: 1 lock; 1 keeper; 1 set of installation screws.

Finish	Handing	Part No.
Bronze	Left	TH-23095
White	Left	TH-23098
Bronze	Right	TH-23096
White	Right	TH-23099

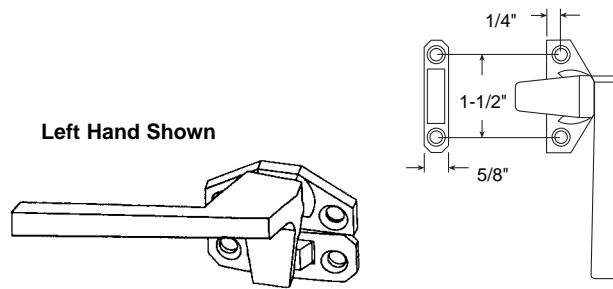
Description: Baked enamel high pressure diecast zinc case and handle; painted steel latch and keeper; designed for easy removal of screen panel; excellent cam-acting sealing characteristics.



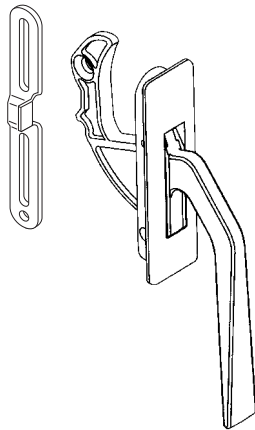
Truth Part Numbers:
Lock: 16.16
Keeper: 20034

Specify right or left hand

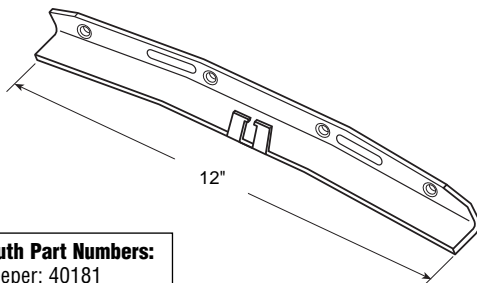
(Determined by the side hinge is on, when viewed from the **outside**).



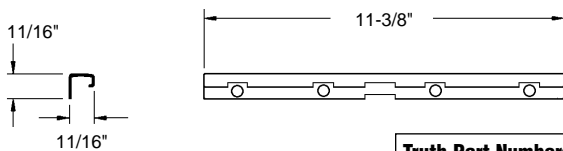
Truth Part Numbers:
 Handle: 25.29
 Strike housing: 20236
 Strike inserts: 20231 & 20233



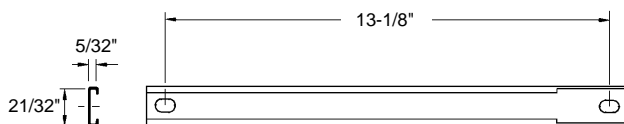
Truth Part Numbers:
 Handle: 24.25
 Keeper: 21088



Truth Part Numbers:
 Keeper: 40181



Truth Part Numbers:
 Track: 30473



Truth Part Numbers:
 Track: 30175

"Trimline" Cam Handle Lock

Contents: 1 lock; 1 strike housing; 2 strike inserts; 1 set of installation screws.

Finish	Handing	Part No.
Bronze	Left	TH-23057
White	Left	TH-23059
Bronze	Right	TH-23058
White	Right	TH-23060

Description: Baked enamel high pressure diecast zinc handle, base and strike housing; **black polyester** strike inserts (.218 and .344 high) accommodates various mounting applications; a 90° rotation of the handle locks or unlocks the sash.

TH-23093 (Bronze)
TH-23094 (White)

Locking Handle

Contents: 1 handle; 1 keeper; 1 set of installation screws.

Description: Baked enamel high pressure diecast zinc locking handle assembly; **painted steel** keeper; **face mounted style with threaded holes for rear mounting**; new design enhances grip to frame and improves sealing against dust and air infiltration.

EP-22593 (Bagged)

Torsion Bar Keeper

Contents: 1 bar.

Description: **Painted steel** torsion bar serves as additional stability to wide awning sash in open position; also assists in improving the seal at the corners on closing; use with lever and roto gear operators.

EP-22397 (Bagged)

Casement Operator Track

Contents: 1 track; 1 set of installation screws.

Description: **Painted steel** track; used with "**Entrygard**" dual arm operators (TH-23076 and TH-23077) as well as all surface mounted operators.

EP-22825 (Bagged)

Casement Operator Track

Contents: 1 track; 1 set of installation screws.

Description: **Stainless steel** track; use with single arm, face mounting, operators.

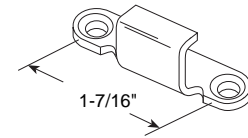
Truth Hardware (Keepers)

EP-22322 (Bagged)

Toggle Lock Keeper

Contents: 1 keeper.

Description: Painted steel keeper; "E-gard" neutral color finish has excellent corrosive resistant properties; use with toggle locks (TH-23074 and TH-23075).



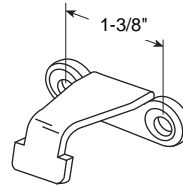
Truth Part Numbers:
Keeper: 20057

EP-22499 (Bagged)

Low Profile Lock Keeper

Contents: 1 keeper.

Description: Painted steel keeper; "E-gard" neutral color finish has excellent corrosive resistant properties; use with low profile sash locks (TH-23053 thru TH-23056).



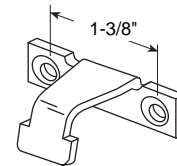
Truth Part Numbers:
Keeper: 31344

EP-22453 (Bagged)

Sash Lock Keeper

Contents: 1 keeper.

Description: Painted steel keeper; "E-gard" neutral color finish has excellent corrosive resistant properties; use with sash locks (TH-23044 thru TH-23051).



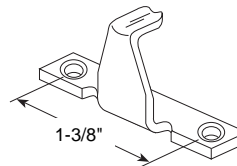
Truth Part Numbers:
Keeper: 30827

EP-22319 (Bagged)

Sash Lock Keeper

Contents: 1 keeper.

Description: Painted steel keeper; "E-gard" neutral color finish has excellent corrosive resistant properties; use with sash locks (TH-23095 thru TH-23099).



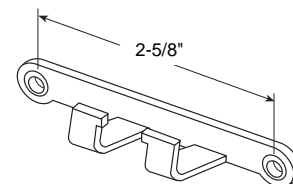
Truth Part Numbers:
Keeper: 20034

EP-22317 (Bagged)

Sash Hook

Contents: 1 hook.

Description: Painted steel keeper; "E-gard" neutral color finish has excellent corrosive resistant properties; use with lever and roto gear operators on awning windows.



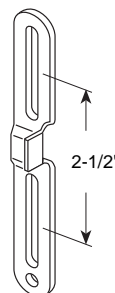
Truth Part Numbers:
Keeper: 20008

EP-22826 (Bagged)

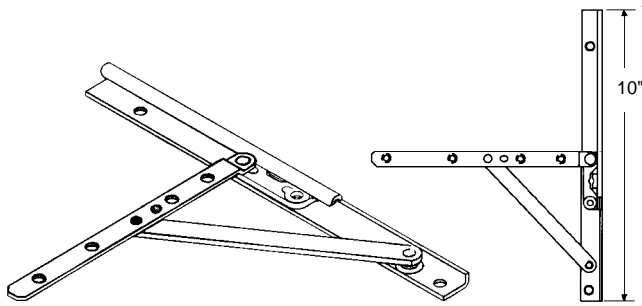
Locking Handle Keeper

Contents: 1 hook.

Description: Stainless steel keeper; use with casement locking handle (TH-23093 & TH-23094).



Truth Part Numbers:
Keeper: 21088



Truth Part Numbers:
Hinge: 14.75

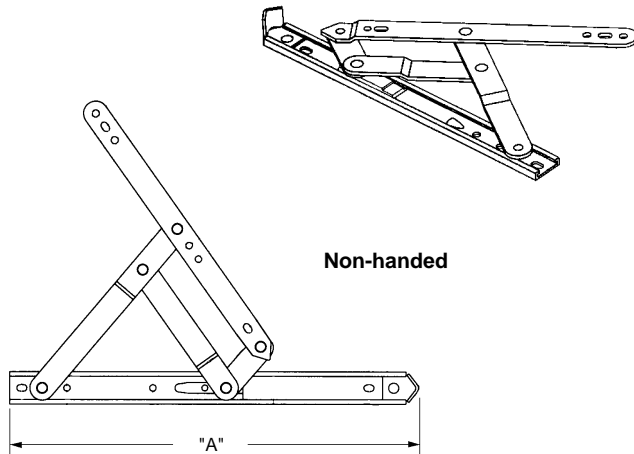
EP-23088 (Bagged)

Concealed Casement Hinge

Contents: 1 pair of hinges (1 left and 1 right).

Description: Stainless steel track with special "Corrosion Gard" plated steel sash and support arms; delrin shoe glide provides self-cleaning action in the track for extended life; special stop feature on support arm prevents window from opening past 90°; flat bottom track reduces rocking.

Used with TH-23076, TH-23077 and all surface or face mount operators.



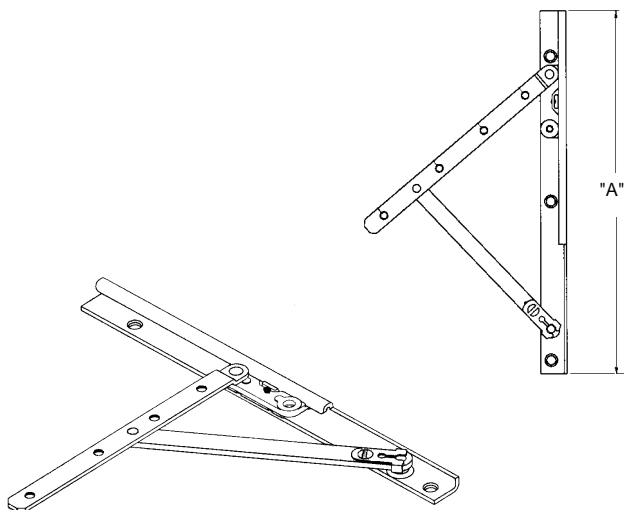
Non-handed

4-Bar Hinges (Non-handed)

Contents: 1 hinge.

Dimension "A"	Truth No.	Bagged Part No.
8"	34.17	EP-21080
10"	34.18	EP-21083
12"	34.19	EP-21090
14"	34.20	EP-21094
16"	34.21	EP-21099
18"	34.22	EP-21101
20"	34.23	EP-21105

Description: Zinc plated steel hinges with yellow dichromate dip for protection against corrosion; standard duty with stop for awning and projected windows; sliding brass shoe guide; generally used with "Dyad" (two link design) operators.



Awning Window Hinges

Contents: 1 pair of hinges (1 left and 1 right).

Dimension "A"	Truth No.	Bagged Part No.
14"	13.14	EP-23065
18"	13.15	EP-23066
22"	13.16	EP-23067
26"	13.17	EP-23068

Description: Steel track with heavy gauge steel support arms are plated with "Corrosion Gard" for protection; acetal shoe guide with stainless steel insert; these hinges balance a sash as it opens, for smooth effortless operation; detachable support arms allow quick installation of the sash into the frame.

Used with awning window operators.